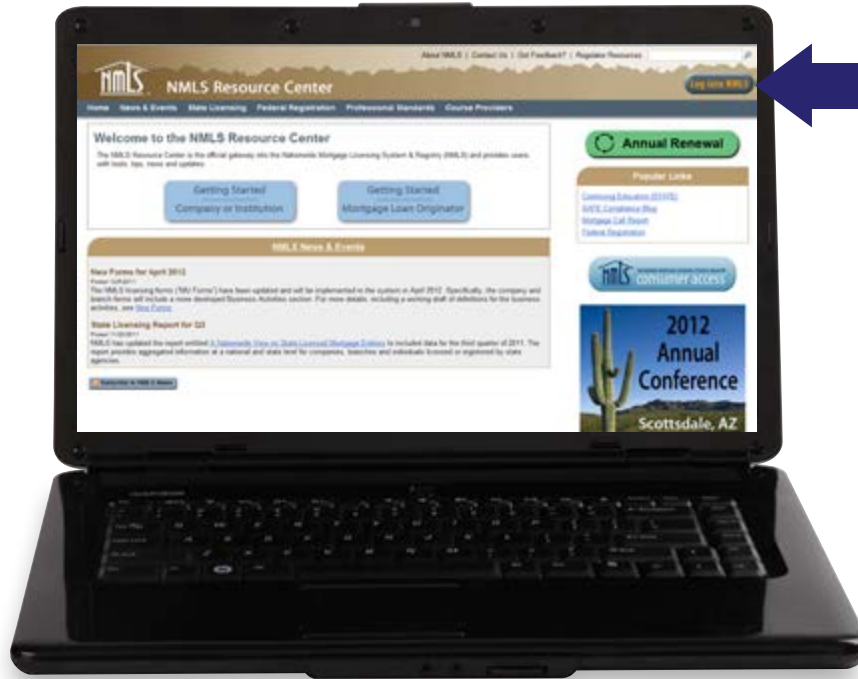


## Step 1

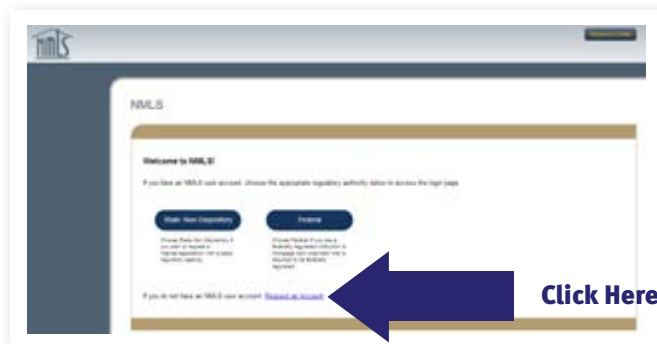
Click this link to get started: <http://mortgage.nationwidelicencingsystem.org/Pages/default.aspx>



Click Here

## Step 2

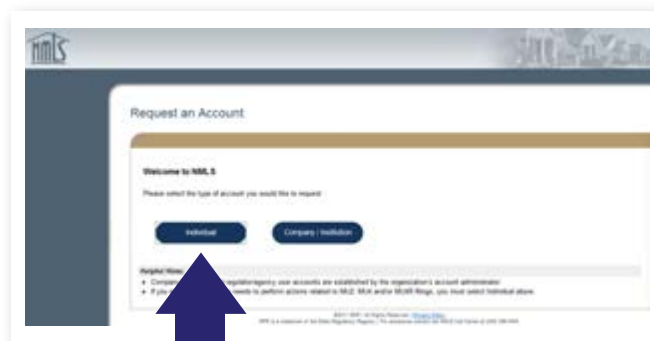
Click on Request an Account



Click Here

## Step 3

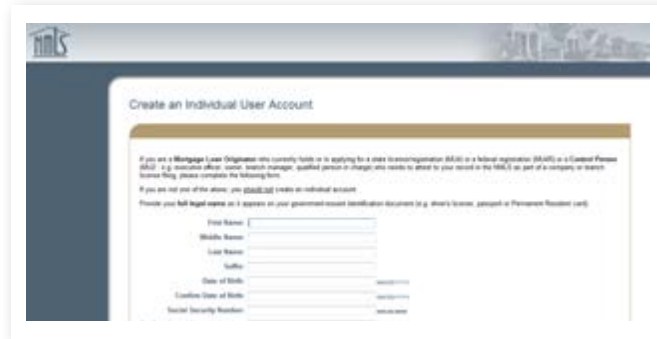
Select Individual



Click Here

## Step 4

Fill out all form fields and select the **NEXT** button



## Step 5

Confirm your information and select **FINISH** button.

## Step 6

Obtain your User ID on the final screen for use during your Mortgage Education ordering process. If you have already placed your order, please call Customer Service NO LATER than 3 pm (CT) on Friday the week of your class (877.792.4473).

User ID



A new account with user name 'XXXXX' and user id 000000 has been created. Separate emails containing the user name and password have been sent from 'NMLS\_Notifications@NMLSNotifications.com' to 'your email address'.

Upon receipt of your user name and password, you can log into the NMLS.

Your NMLS User ID will not be emailed to you. The two emails you receive from NMLS will include your user account name and password, not your NMLS User ID.